











General

As with all PPE, this product does not protect you against all risks! (refer to your specific risk assessment).

Making alterations to this clothing (without permission from Sioen) is not permitted!

Never wear a damaged garment. A damaged garment must be taken out of use immediately and either repaired or replaced. Notify your manager at once. At the end of its life, this garment is to be collected, removed and processed in controlled conditions (professional collection service for mechanical destruction, thermal recycling, etc.) in a specialised facility. Sioen NV is under no obligation to take items back. We recommend professional care (via an in-house or outside laundry). Specific care instructions for commercial laundries are available from Sioen upon request.

Care instructions for domestic washing machines (see label).

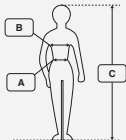
	The maximum permitted laundering temperature is shown in the basin pictogram. The use of softeners and/or optical whiteners is not permitted. Do not soak.				
	Do not use chlorine bleach. If you see this symbol in your clothing, it means that using clothing with chlorine (cleaning) products can damage this clothing.				
	Tumble dryer at normal temperature.		Tumble dryer at low temperature.		Do not tumble dry.
	Warm iron (150°C max.).		Iron at low temperature (110°C max.).		Do not iron.
	Dry cleaning in tetrachloroethene.		Do not dry clean. Do not use solvent-based stain-removers.		

Some tips to prolong the service life of your PPE:

- Wash multi-coloured or vividly coloured clothing separately. Avoid overloading the machine.
- Rinse well in order to remove all detergent residues.
- For water-repellent fabrics (not coated on the outside) we recommend re-applying the water and dirt-repellent finish at each laundry cycle (e.g. in a commercial laundry).
- You will obtain the best results if you allow the clothing to hang out to dry.
- Ironing is recommended after each laundry cycle. Do not iron over logos and/or reflective strips.

Size table

	Waist measurement (A)	Chest measurement (B)	Body height (C)
2XS	58-66 cm	70-78 cm	164-172 cm
XS	66-74 cm	78-86 cm	164-172 cm
S	74-82 cm	86-94 cm	164-172 cm
M	82-90 cm	94-102 cm	172-180 cm
L	90-98 cm	102-110 cm	172-180 cm
XL	98-106 cm	110-118 cm	180-188 cm
2XL	106-117 cm	118-129 cm	180-188 cm
3XL	117-129 cm	129-141 cm	188-196 cm
4XL	129-141 cm	141-153 cm	188-196 cm
5XL	141-153 cm	153-165 cm	188-196 cm
6XL	153-165 cm	165-177 cm	188-196 cm



When picking up your clothing check that you have the right size and that there is no visible damage in evidence. In general terms it is the case that the clothing must be chosen such that work can be carried out comfortably and unimpeded.

Traceability

The requisite details are shown at the bottom of the label. Style/Order number/Date of manufacture.

Storage instructions

When you are not wearing the garment, you should store it dry, uncompressed, in a well-ventilated room. Avoid extreme temperatures and avoid direct sunlight to prevent colour changes from occurring. Complaints about colour changes will not be entertained. Sioen NV cannot be held liable for damage occurring as a result of improper use of the PPE or any use that does not comply 100% with the instructions for use set out above.

SIOEN

Manufacturer: Sioen NV, Fabriekstraat 23, B-8850 Ardoorie, Belgium

T: +32 51 740 800 • F: +32 51 740 962 • W: www.sioen.com

Please contact your Sioen dealer in all cases for more information about care instructions, repairs and safe destruction methods.